



Guide to Foireann

Austin Stacks LGFA

Register Account

1. Select Create Account

Welcome to Foireann

The official membership platform for the GAA, LGFA, Camogie, Rounders and Handball

LOG IN

CREATE AN ACCOUNT

[Contact Foireann Support](#)


[Visit Help Centre](#)

2. Fill in Details

 First name/Ainm

 Surname/Sloinne

 Email

 Choose a new username

 Password

Make sure it's at least 10 characters including a number, an uppercase letter and a lowercase letter.

 Confirm password

I am at least 18 years old

I have read the [Data Protection Notice](#)

← BACK TO LOGIN

CONTINUE

3. Verify Email

- Email automatically sent to inbox
- Click link in email to verify

You need to verify your email address to activate your account.

Instructions on how to activate your account have been sent to the email address that you provided. If you do not see the email in a few minutes, check your junk mail folder or spam folder.

Haven't received a verification email? [Click here](#) to re-send.

4. Fill in Profile

The screenshot shows the 'Profile' page of the FOIREANN website. The page has a dark blue sidebar on the left with the logo 'FOIREANN' and navigation links for 'Profile', 'Help Portal', and 'Logout'. The main content area is titled 'Profile' and features a shopping cart icon and the user's name 'Ciara Nix' with initials 'CN'. Below this is a 'PROFILE' tab. The form contains several fields: 'Username' (with 'ciaran30' entered), 'Email' (with 'ciaranix3005@gmail.com' entered), 'New Password' (with a masked field), 'Gender' (with a dropdown menu set to 'Please Select'), 'First Name', and 'Surname'. There are also 'Change' and 'New Password' labels next to their respective fields.

- Link will automatically send you to this page
- Fill out your own details, **NOT YOUR CHILD'S**
- Phone number is required

5. Add Club

- Bottom of profile page
- Press add club

- Association – LGFA
- County Board – Kerry
- Club Search – Austin Stacks

- This is what should automatically appear
- Add additional clubs if necessary

- Save

Profile 🛒 Ciara Nix CN

Your Club(s)

Please add the club(s) that you are associated with.

The Associations linked to your profile may at any time request evidence of any of the above information in order to validate its accuracy.

ADD CLUB

Association County Board

Please Select Please Select

Please select an Association Please select a County

Club Search


Please select or start typing...

CANCEL

Your Club(s)

Please add the club(s) that you are associated with.

The Associations linked to your profile may at any time request evidence of any of the above information in order to validate its accuracy.

 **Austin Stacks**
Kerry • LGFA

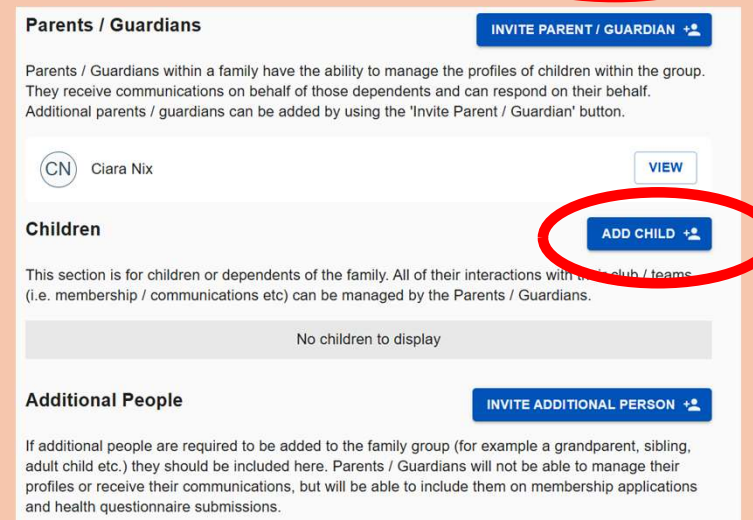
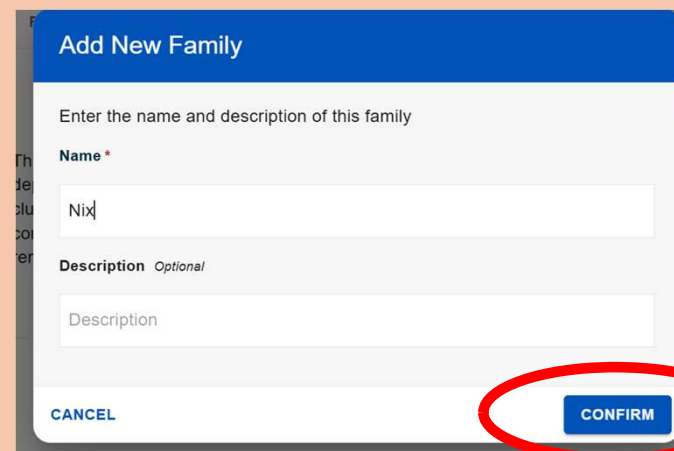
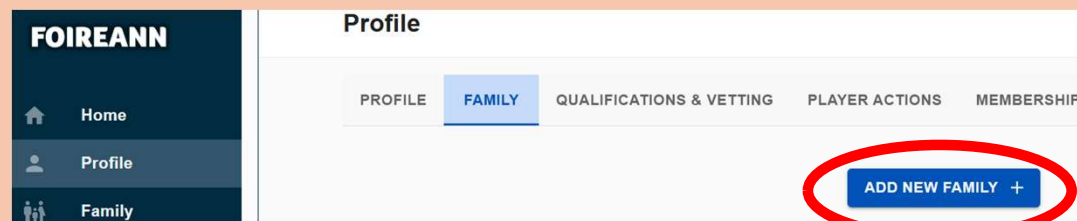
ADD ANOTHER CLUB

6. Add Family

- From side panel chose Family
- Select “Add New Family+”

- Fill in Family name
- Add Description if needed
- Confirm

- Scroll down to add family members
- For this we will only add a child
- Additional people can be added if needed



7. Add Child

- Add in details of your child
- Select confirm

- Profile incomplete
- Select edit

- You'll be brought to your child's profile page
- Fill in profile
- Save

Add Child

Enter the child's details below



First Name *	Surname *
<input type="text" value="Tara"/>	<input type="text" value="Nix"/>
Gender *	Date of Birth *
<input type="text" value="Female"/>	<input type="text" value="01/01/2020"/>

[CANCEL](#) [CONFIRM](#)

Children

[ADD CHILD](#)


This section is for children or dependents of the family. All of their interactions with their club / teams (i.e. membership / communications etc) can be managed by the Parents / Guardians.

 Tara Nix	Incomplete Profile 	EDIT	MOVE	REMOVE
--	--	----------------------	----------------------	------------------------

Profile

[RETURN TO FAMILY](#)

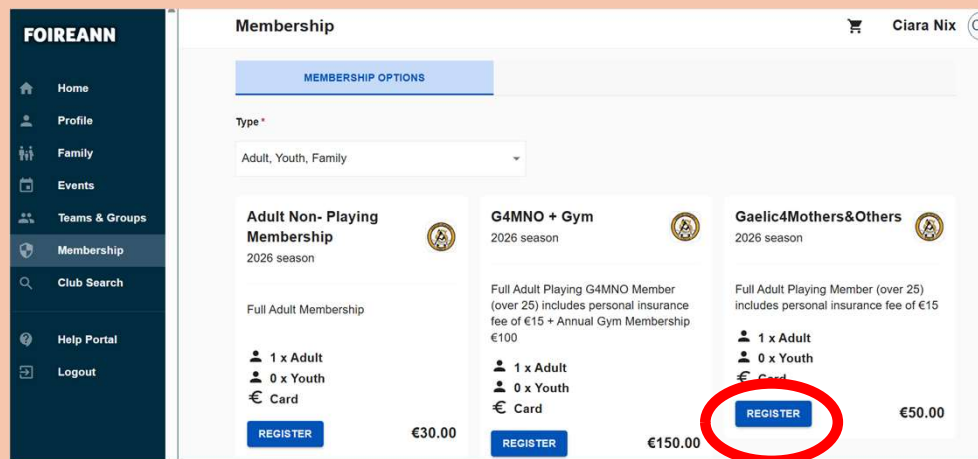
[PROFILE](#) [FAMILY](#) [QUALIFICATIONS & VETTING](#) [PLAYER ACTIONS](#) [MEMBERSHIP HISTORY](#)



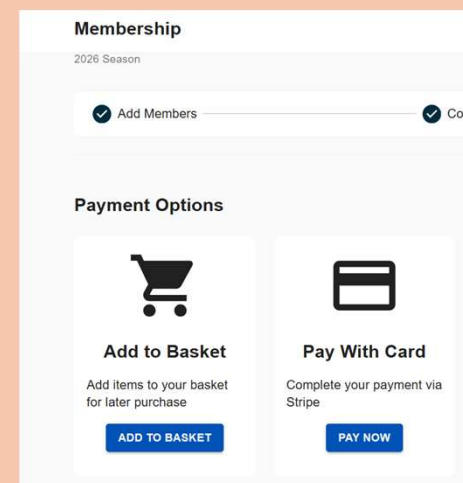
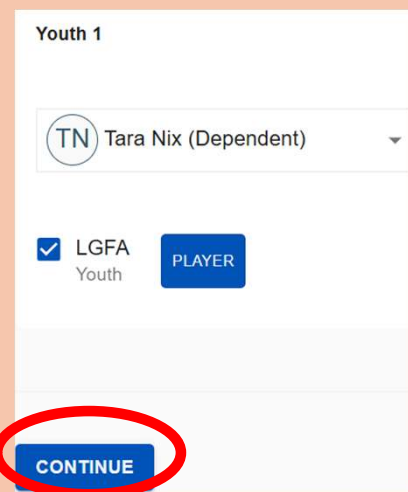
ADD PROFILE PICTURE
Tara Nix

8. Register Child

- From side panel select membership
- Scroll down to your child's age group and chose register



- Select child from drop down
- Select continue
- Confirm child details
- Pay either directly or add to basket and repeat step for next child



Helpful Notes

Profile can be edited at anytime. If you have an existing Foireann account just add Austin Stack LGFA to your profile

If you have previously made a Foireann Account with Austin Stacks LGFA and your daughters are included on it skip to step 8

Any issue with Foireann of membership for the 2026 season please reach out to the LGFA club registrar by WhatsApp or text on 0860690145